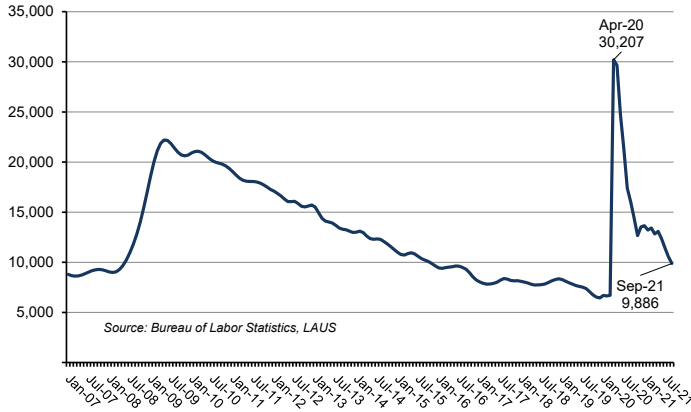


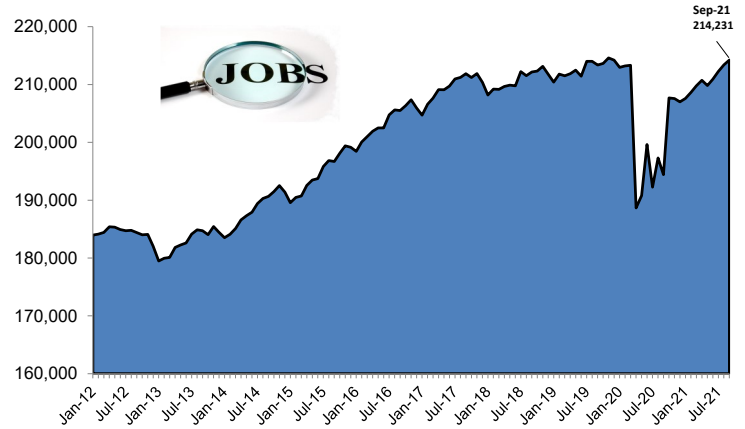
Clackamas County ECONOMIC INDICATORS

October 2021 (September data)

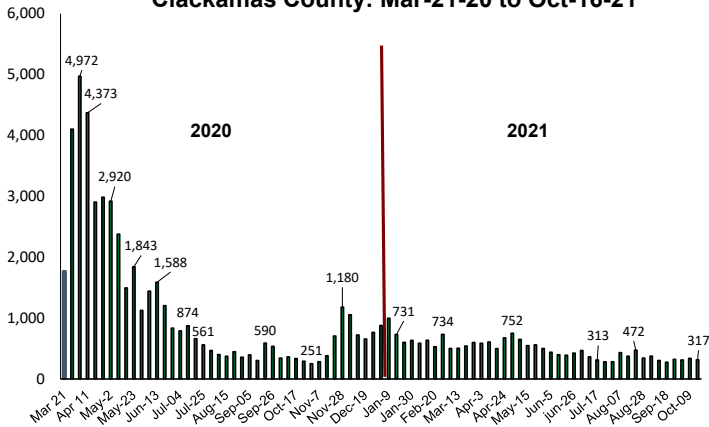
**Number of residents unemployed
Clackamas County (2007-2021)
(seasonally adjusted)**



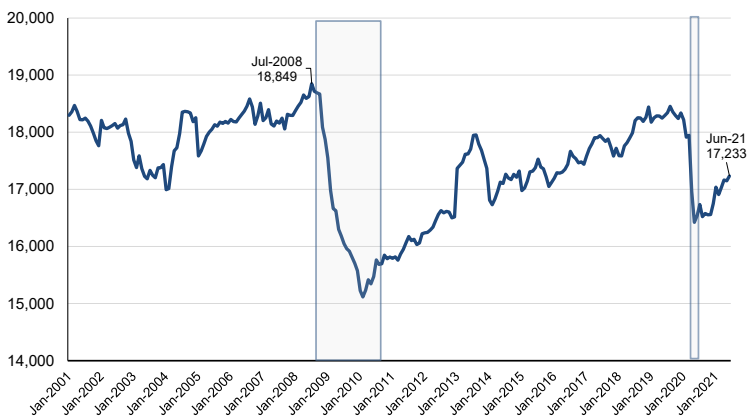
**Nonfarm Employment, Clackamas County: 2012 to 2021
(by place of residence) seasonally adjusted**



**Unemployment Insurance: Initial Weekly Claims
Clackamas County: Mar-21-20 to Oct-16-21**



**Manufacturing Industry Employment
Clackamas County: 2001-2021**



The number of unemployed residents in Clackamas County continued to drop in September from the previous month.

- The *seasonally adjusted* unemployment rate fell to 4.4% in September from 4.7% in the previous month. The number of unemployed residents fell to 9,886 in September from 10,549 in August.
- The number of employed residents living in Clackamas County rose to 214,231 in September from 213,401 in August.
- During 2021, the initial, weekly unemployment claims in the county have slowly fallen from nearly 1,000 claims in the week of January 9th to 317 claims in the week of October 16th.
- In 2020, initial claims reached a high of 4,972 in April and remained above 1,000 claims for 11 consecutive weeks.

Focus on an Industry: Manufacturing

- The manufacturing industry in Clackamas County provided 17,233 jobs in June 2021 and made up 10.4% of the county's total covered employment.
- During the pandemic recession, the county's manufacturing industry lost over 1,800 jobs and has now slowly added back 45% of jobs lost.