

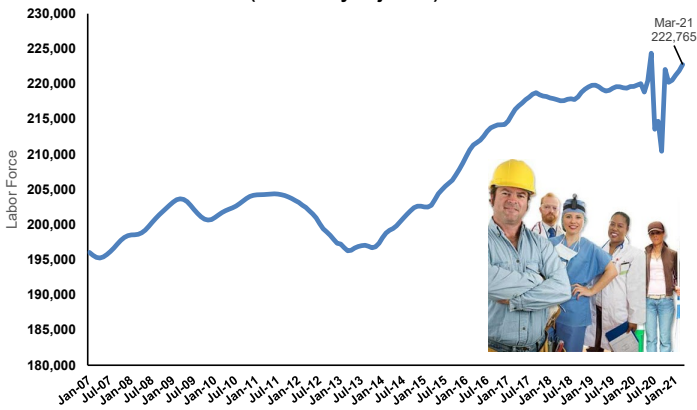
Clackamas County

ECONOMIC INDICATORS

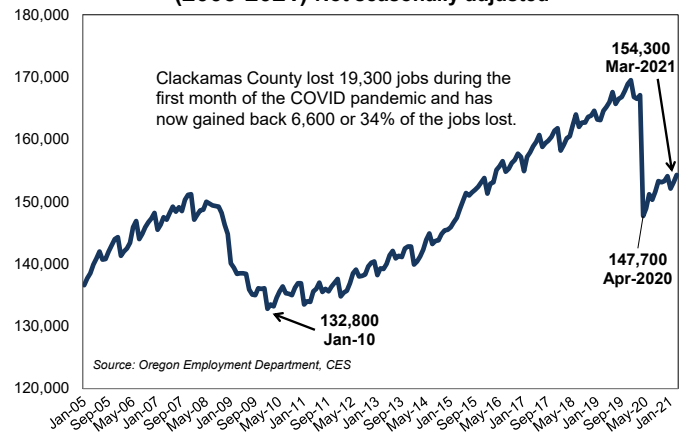
April 2020



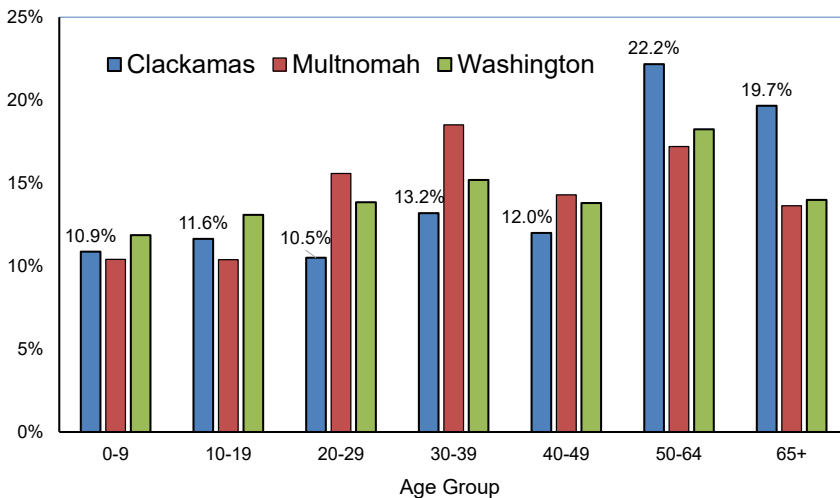
Civilian Labor Force is Growing
Clackamas County: 2019-2021
 (seasonally adjusted)



Clackamas County, Monthly Employment
 (2005-2021) Not seasonally adjusted

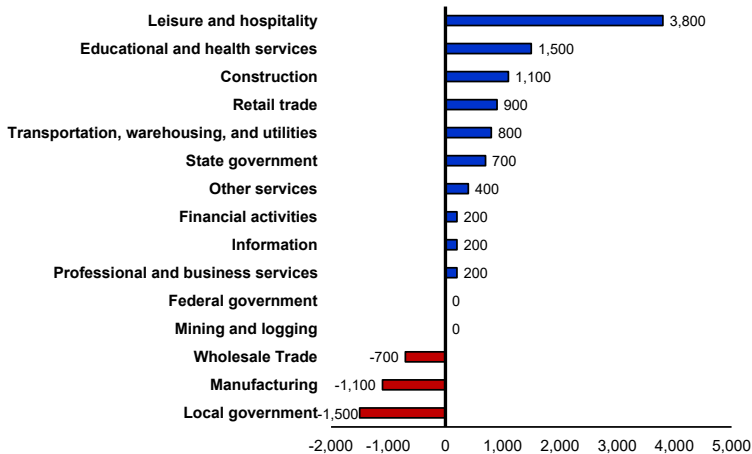


Population by Age Group: 2020
Clackamas, Multnomah and Washington counties



Source: PSU, Population Research Center, 2020 Annual Population Report

Net Employment Gains/Losses: Apr 2020 to Mar 2021
Clackamas County



The *seasonally adjusted* unemployment rate in Clackamas County has now dropped from 13.8% in April 2020 to 5.8% in March 2021.

- The *seasonally adjusted* unemployment rate decreased slightly to 5.8% in March from 6.0% in the previous month with 222,765 residents in the labor force.
- Clackamas County's nonfarm employment level reached 154,300 in March. The county has now gained back 34% of the jobs lost during the spring of 2020.
- Clackamas County has a much larger portion of its population 50 years and older at 41.9% than either Multnomah or Washington counties. Alternately, the county has a lower portion of its population 20-49 years old (35.7%) than either Multnomah (48.4%) or Washington (42.8%) counties.

Jobs keep coming back in Clackamas County.

- Since April 2020, the majority of job gains have been in leisure and hospitality (3,800); education and health services (1,500); construction (1,100); retail trade (900); transportation, warehousing, and utilities (800); and state government (700).