

SERVING ADULT + DISLOCATED WORKERS

JOBSEEKERS SERVED

2,372

(7,074 YTD FOR PY2014)

60%

FOUND
EMPLOYMENT
(52% IN PY2013)

&

85%

ARE STILL
EMPLOYED
(83% IN PY2013)

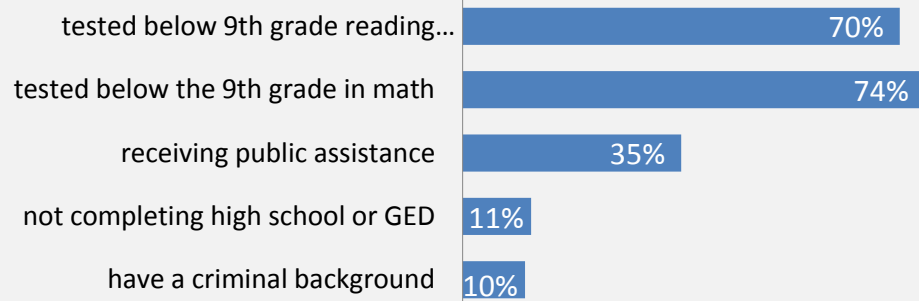
EARNING AN
AVERAGE HOURLY
WAGE OF

\$17.75

(\$17.31 IN PY2013)



CURRENT JOBSEEKER PROFILE



SERVING YOUTH

YOUTH SERVED

317

(70 NEW, 187 CARRY-IN ACTIVE,
178 CARRY-IN FOLLOW-UP)

74%

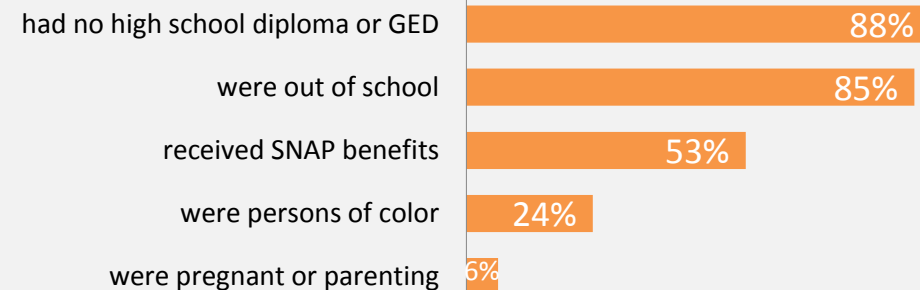
ATTAINED A DEGREE
OR CERTIFICATE
(68% IN PY2013)

58%

ENTERED COLLEGE
OR EMPLOYMENT
(65% IN PY2013)



CURRENT YOUTH PROFILE



SERVING BUSINESSES

14

BUSINESSES PROVIDED ON THE JOB TRAININGS (OJT)

=

44

JOB SEEKERS COMPLETED AN OJT
(151 YTD FOR PY2014, 126 IN PY2013)

\$16.69

AVERAGE WAGE FOR OJTs



CERTIFIED WORK-READY COMMUNITIES

CERTIFICATES EARNED

196

(2,978 TOTAL TO DATE)

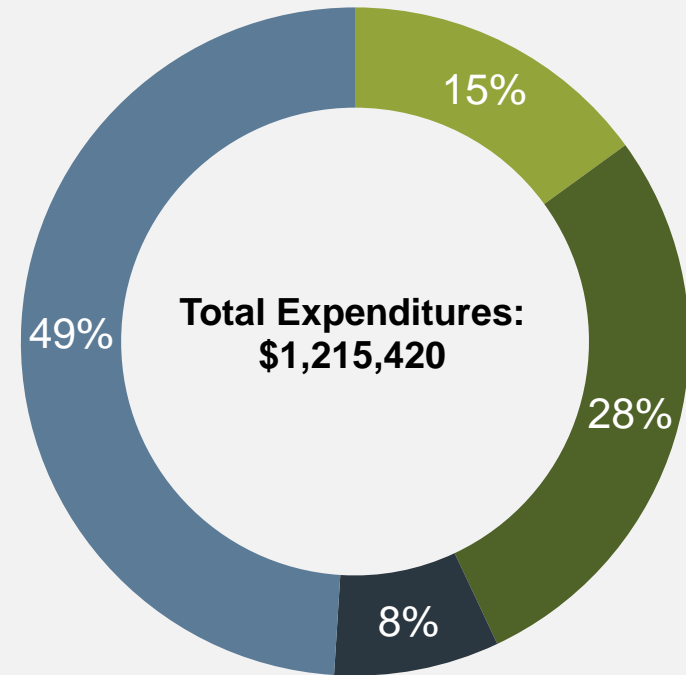
SIGNED LETTERS OF SUPPORT

2

(153 TOTAL TO DATE)



PY2014: Q3 INVESTMENTS



- Youth Participants
- Adult Participants
- Admin/Board
- Grants

DID YOU KNOW?

31% of 2013 Clackamas County households paid **more than 35% of their income for housing**

Clackamas County's **Manufacturing Industry** has grown nearly **9%** since 2010

Non-Resident commuters to Clackamas County earned **\$3.2 Billion** in 2013, **ranking 3rd in Oregon**