

SERVING ADULT + DISLOCATED WORKERS

JOBSEEKERS SERVED

2,053

(9,129 YTD FOR PY2014)

62%

FOUND
EMPLOYMENT
(52% IN PY2013)

&

87%

ARE STILL
EMPLOYED
(83% IN PY2013)

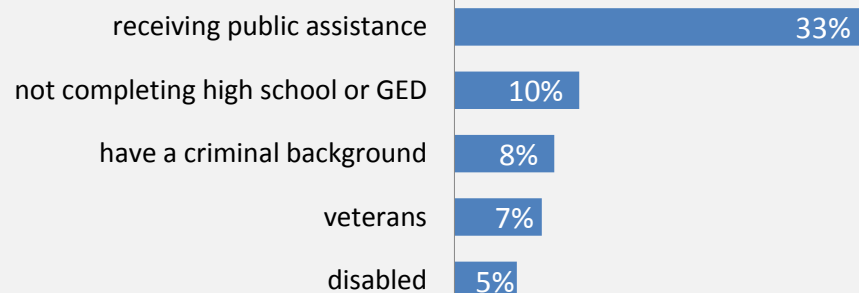
EARNING AN
AVERAGE HOURLY
WAGE OF

\$18.43

(\$17.31 IN PY2013)



CURRENT JOBSEEKER PROFILE



SERVING YOUTH

YOUTH SERVED

322

(112 NEW, 187 CARRY-IN ACTIVE,
178 CARRY-IN FOLLOW-UP)

79%

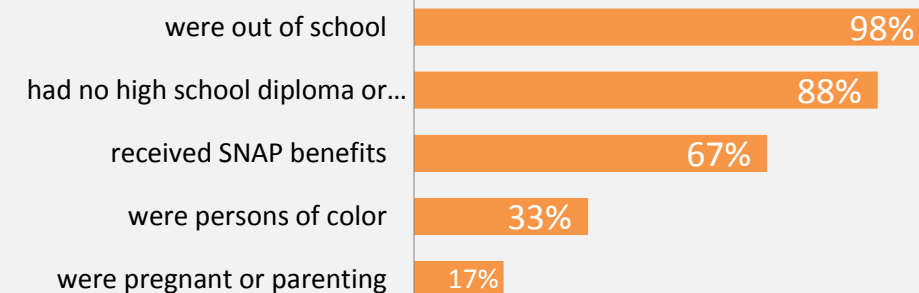
ATTAINED A DEGREE
OR CERTIFICATE
(68% IN PY2013)

77%

ENTERED COLLEGE
OR EMPLOYMENT
(65% IN PY2013)



CURRENT YOUTH PROFILE



SERVING BUSINESSES

7

BUSINESSES
PROVIDED ON THE
JOB TRAININGS (OJT)

=

20

JOB SEEKERS
COMPLETED AN OJT
(151 YTD FOR PY2014,
126 IN PY2013)

\$16.39

AVERAGE WAGE FOR OJTs



CERTIFIED WORK-READY COMMUNITIES

CERTIFICATES EARNED

257

(3,235 TOTAL TO DATE)

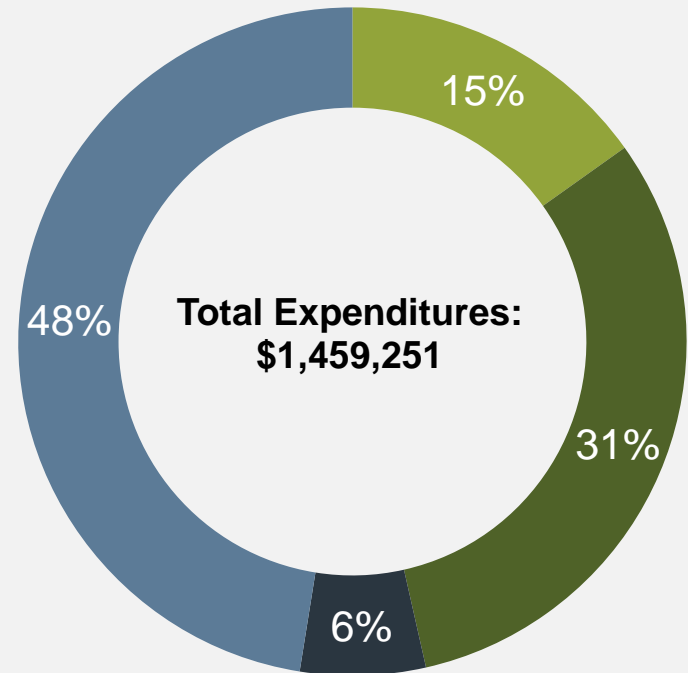
SIGNED LETTERS
OF SUPPORT

3

(156 TOTAL TO DATE)



PY2014: Q4 INVESTMENTS



Youth Participants

Adult Participants

Admin/Board

Grants

DID
YOU
KNOW?

Clackamas County businesses have **added back over 80% of the jobs** that were lost during the recession, this ends up being **15,300 net jobs** since the end of the recession

There are **over 4,000 youth (16-21 years of age) eligible to receive services** in Clackamas County

Of the workers employed by Clackamas County businesses, **38% live in Multnomah or Washington County**