

## SERVING ADULT + DISLOCATED WORKERS

JOBSEEKERS SERVED

**4,702**



**56%**  
FOUND  
EMPLOYMENT  
(52% IN PY2013)

&

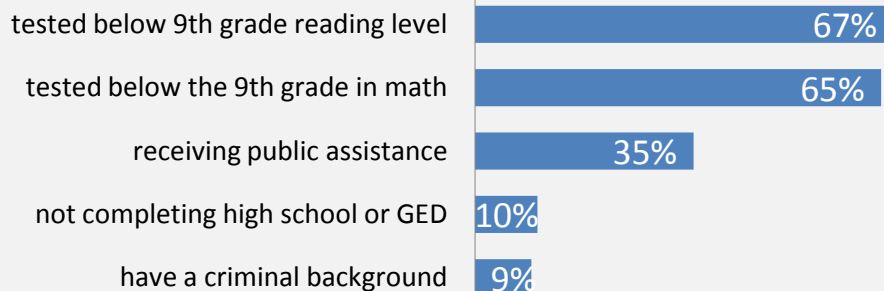
**84%**  
ARE STILL  
EMPLOYED  
(83% IN PY2013)



EARNING AN  
AVERAGE HOURLY  
WAGE OF

**\$17.65**  
(\$17.31 IN PY2013)

### CURRENT JOBSEEKER PROFILE



## SERVING YOUTH

YOUTH SERVED

**424**

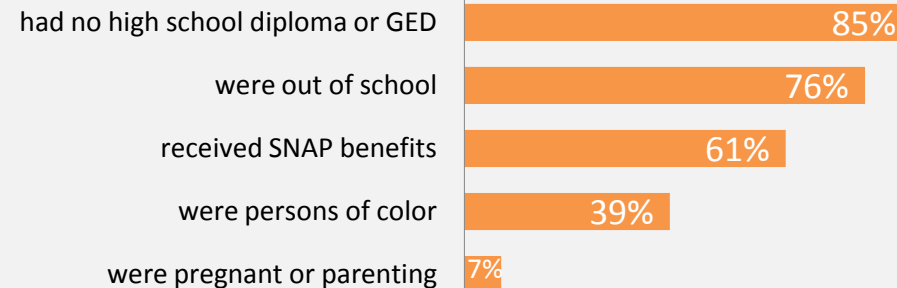
(59 NEW, 187 CARRY-IN ACTIVE,  
178 CARRY-IN FOLLOW-UP)

**79%**  
ATTAINED A DEGREE  
OR CERTIFICATE  
(68% IN PY2013)

**82%**  
ENTERED COLLEGE  
OR EMPLOYMENT  
(65% IN PY2013)



### CURRENT YOUTH PROFILE



\*This report combines data from the first two quarters of PY 2014

## SERVING BUSINESSES

6

BUSINESSES  
RECEIVED RAPID  
RESPONSE SERVICES  
(9 IN PY2013)

120

PEOPLE HELPED BY  
THESE SERVICES  
(390 IN PY2013)



22

PEOPLE COMPLETED AN ON  
THE JOB TRAINING  
(126 IN PY2013)

## CERTIFIED WORK-READY COMMUNITIES

CERTIFICATES EARNED

422

(2,782 TOTAL TO DATE)

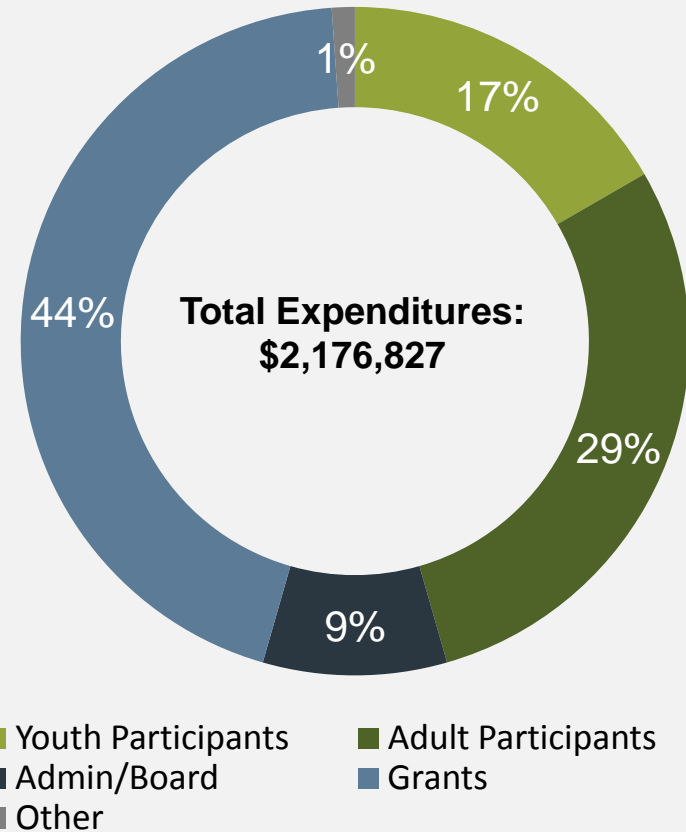
SIGNED LETTERS  
OF SUPPORT

20

(151 TOTAL TO DATE)



## PY2014: Q1+Q2 INVESTMENTS



**DID  
YOU  
KNOW?**

For PY2014 Q1+Q2, the average annual **unemployment rate has dropped to 6%** (compared to 6.2% for PY2013)

Today, there are **48,477 people receiving food stamps**

**42%** of Clackamas County Workers **Travel 30+ minutes to work**

Clackamas County residents commuting elsewhere for work earned **\$7.2 Billion** in 2013, **ranking 1<sup>st</sup> in Oregon**